

SECTION IV
G.O. BOND PROJECT LIST BY PHASE

Active Phase	Project Name	Category	Department	Quick Win	Tranche	Anticipated End Date	↑ Count	% Count	\$ Budget	\$ Encumbered	\$ Spent	% Spent	\$ Available
Closed	#53 PORTABLE BOLLARDS	Public Safety	Police	QW	1	07-31-2019			600,000	-	599,915		84
Closed	#17 POLO PARK	Parks	Parks & Recreation	QW	1	08-11-2019			499,998	-	493,673		6,325
Closed	#19 SOUNDSCAPE 4K TECHNOLOGY	Parks	Tourism & Culture	QW	1	09-30-2019			3,799,999	-	3,748,495		51,503
Closed	#13 NORTH SHORE LIGHTS & PAINT	Parks	Property Management	QW	1	10-14-2019			130,300	-	130,210		89
Closed	#52 TATUM PARK LED LIGHTING	Public Safety	Parks & Recreation	QW	1	10-14-2019			151,999	-	52,758		99,240
Closed	#52 CRESPI PARK LED LIGHTING	Public Safety	Parks & Recreation	QW	1	10-21-2019			86,999	-	41,780		45,218
Closed	#52 STILLWATER PARK LED LIGHTING	Public Safety	Parks & Recreation	QW	1	10-21-2019			86,999	-	41,780		45,218
Closed	#26 COLONY THEATRE ROOF	Parks	Property Management	QW	1	10-24-2019			300,000	-	299,650		350
Closed	#21 STILLWATER PARK	Parks	Parks & Recreation	QW	1	11-08-2019			144,999	-	142,440		2,559
Closed	#3 CRESPI PARK	Parks	Parks & Recreation	QW	1	11-09-2019			210,998	-	184,919		26,079
Closed	#18 SCOTT RAKOW PAINT	Parks	Property Management	QW	1	11-12-2019			130,000	-	116,776		13,224
Closed	#47 MACARTHUR CSWY READERS	Public Safety	Police	QW	1	11-28-2019			120,000	-	64,904		55,095
Closed	#52 NORMANDY ISLE PARK LED LIGHTING	Public Safety	Parks & Recreation	QW	1	12-02-2019			715,000	-	212,593		502,405
Closed	#18 SCOTT RAKOW HVAC	Parks	Property Management	QW	1	12-06-2019			150,000	-	137,302		12,697
Closed	#13 NORTH SHORE ROOF	Parks	Property Management	QW	1	12-16-2019			375,000	-	374,722		276
Closed	#18 SCOTT RAKOW ROOF	Parks	Property Management	QW	1	01-05-2020			1,124,000	-	127,217		996,782
Closed	#26 MIAMI CITY BALLET ROOF	Parks	Property Management	QW	1	01-15-2020			760,000	-	758,824		1,175
Closed	#13 NORTH SHORE CAMERAS	Parks	Property Management	QW	1	02-04-2020			205,699	-	60,858		144,841
Closed	#18 SCOTT RAKOW CAMERAS	Parks	Property Management	QW	1	02-05-2020			250,000	-	110,659		139,340
Closed	#32 PALM & HIBISCUS LANDSCAPING	Infrastructure	Capital Improvement Projects	QW	1	03-25-2020			1,000,000	-	1,000,000		-
Closed	#18 SCOTT RAKOW WINDOWS	Parks	Property Management	QW	1	04-16-2020			699,999	-	194,601		505,396
Closed	#26 FILLMORE ROOF	Parks	Property Management	QW	1	05-15-2020			1,920,000	-	1,874,154		45,844
Closed	#4 FAIRWAY PARK PAVILION	Parks	Parks & Recreation	QW	1	05-15-2020			50,000	-	35,044		14,955
Closed	#2 COLLINS PARK	Parks	Parks & Recreation	QW	1	05-28-2020			640,000	-	557,286		82,713
Closed	#13 NORTH SHORE GENERATOR	Parks	Property Management	QW	1	06-30-2020			524,999	-	503,861		21,138
Closed	#18 SCOTT RAKOW GENERATOR	Parks	Property Management	QW	1	06-30-2020			816,000	-	729,717		86,281
Closed	#47 71 ST. ENTRANCE READERS	Public Safety	Police	QW	1	07-12-2020			240,000	-	31,582		208,417
Closed	#47 JULIA TUTTLE CSWY READERS	Public Safety	Police	QW	1	09-21-2020			200,000	-	89,185		110,814
Closed Sum									15,932,988	-	12,714,905	35%	3,218,083
Closed Count							28	38%					
Complete	#18 SCOTT RAKOW POOL	Parks	Parks & Recreation	QW	1	07-06-2020			977,998	3,720	965,314		8,963
Complete	#57 LUMMUS PARK/OCEAN DRIVE CAMERAS	Public Safety	Police	QW	1	02-28-2021			815,000	14,869	774,532		25,598
Complete	#4 FAIRWAY PARK FENCE	Parks	Parks & Recreation	QW	1	03-10-2021			209,999	-	201,965		8,034
Complete	#40 41 STREET LIGHTING UPGRADES	Infrastructure	Public Works Department	QW	1	03-13-2021			102,999	-	74,036		28,962
Complete	#56 CAMERAS- BEACHWALK	Public Safety	Police	QW	1	04-02-2021			700,000	25,688	666,963		7,348
Complete Sum									2,805,996	44,277	2,682,810	7%	78,905
Complete Count							5	7%					
Construction	#24 MIDDLE BEACH BEACHWALK PH3	Parks	Capital Improvement Projects	QW	1	06-16-2021			4,500,000	1,396,999	2,749,463		353,535
Construction	#42 NAUTILUS TRAFFIC CALMING	Infrastructure	Transportation	QW a	1	06-30-2021			739,499	188,746	536,227		14,526
Construction	#49 PUBLIC SAFETY RADIO SYSTEM	Public Safety	Fire	QW	1	09-15-2021			9,700,000	2,038,911	7,595,974		65,114
Construction	#33 PART 1 TREE PLANTING	Infrastructure	Environmental	QW a	1	04-01-2022			2,500,000	448,376	753,230		1,298,393
Construction	#37 PART 1 SIDEWALKS	Infrastructure	Public Works Department	QW a	1	04-01-2022			3,500,000	1,179,719	1,956,942		363,337
Construction	#38 PART 1 STREETS	Infrastructure	Public Works Department	QW a	1	04-01-2022			7,500,000	4,399,248	2,415,650		685,101
Construction	#47 OTHER READERS CITYWIDE	Public Safety	Police	QW	1	04-01-2022			1,390,000	15,894	52,967		1,321,137
Construction Sum									\$29,829,499	\$9,667,893	\$16,060,453	44%	\$4,101,143
Construction Count							7	9%					

G.O. BOND PROJECT LIST BY PHASE

Active Phase	Project Name	Category	Department	Quick Win	Tranche	Anticipated End Date ↑	Count	% Count	\$ Budget	\$ Encumbered	\$ Spent	% Spent	\$ Available		
Design	#50 71 STREET CORRIDOR CAMERAS	Public Safety	Police		1	05-28-2021 b			211,999	-	15,999		195,999		
Design	#50 DADE BLVD. CORRIDOR CAMERAS	Public Safety	Police		1	05-28-2021 b			165,674	-	-		165,674		
Design	#53 CONVENTION CENTER BOLLARDS	Public Safety	Public Works Department		1	09-03-2021 b			775,000	45,449	-		729,551		
Design	#53 SOUNDSCAPE PARK BOLLARDS	Public Safety	Public Works Department		1	09-03-2021 b			375,000	45,449	-		329,551		
Design	#53 SOUTH POINTE PARK BOLLARDS	Public Safety	Public Works Department		1	09-03-2021 b			250,000	45,449	-		204,551		
Design	#48 PART 1 POLICE HQ	Public Safety	Property Management		1	10-08-2021 b			4,000,000	578,144	651,789		2,770,067		
Design	#18 SCOTT RAKOW GYM FLOORS	Parks	Parks & Recreation		1	10-29-2021			300,000	221,546	25,658		52,795		
Design	#19 SOUNDSCAPE RESTROOMS/STORAGE	Parks	Parks & Recreation		1	12-30-2021			699,999	20,020	-		679,979		
Design	#9 MSD PLAYGROUND AND SIDEWALKS	Parks	Parks & Recreation		1	01-19-2022			553,999	850	13,788		539,360		
Design	#39 PART 1 SEAWALLS/SHORELINES	Infrastructure	Public Works Department		1	04-29-2022			7,999,999	612,550	233,460		7,153,987		
Design	#42 BAYSHORE SOUTH TRAFFIC CALMING	Infrastructure	Transportation		1	06-15-2022			560,148	-	45,700		514,446		
Design	#42 NORMANDY ISLE TRAFFIC CALMING	Infrastructure	Transportation		1	06-15-2022			113,999	-	37,333		76,665		
Design	#42 PALM VIEW TRAFFIC CALMING	Infrastructure	Transportation		1	06-15-2022			86,349	-	4,883		81,466		
Design	#12 N. BEACH OCEANSIDE BEACHWALK	Parks	Capital Improvement Projects		1	06-29-2022			1,999,999	129,893	70,057		1,800,049		
Design	#43 ALTON ROAD SHARED USE PATH	Infrastructure	Transportation		1	06-29-2022 b			170,000	-	-		170,000		
Design	#30 SKATE PARK	Parks	Parks & Recreation		1	09-06-2022			750,000	73,818	-		676,182		
Design	#43 23 ST. STREETSCAPE IMPROVEMENTS	Infrastructure	Capital Improvement Projects		1	12-26-2022			1,500,000	287,748	4,990		1,207,262		
Design	#8 LUMMUS PARK	Parks	Capital Improvement Projects		1	12-30-2022 b			4,736,999	784,968	10,800		3,941,230		
Design	#10 MAURICE GIBB PARK	Parks	Capital Improvement Projects		1	06-02-2023			3,300,000	-	37,714		3,262,284		
Design	#23 PEDESTRIAN BRIDGE	Parks	Capital Improvement Projects		1	06-30-2023			10,000,000	8,547,268	1,249,043		203,687		
Design	#15 PAR 3 / BAYSHORE PARK	Parks	Capital Improvement Projects		1	07-27-2023			15,699,999	42,547	672,090		14,985,360		
Design	#43 CHASE AVE/34 ST SHARED USE PATH	Infrastructure	Capital Improvement Projects		1	07-31-2023			830,000	-	-		830,000		
Design	#45 FIRE STATION #1	Public Safety	Capital Improvement Projects		1,2	06-27-2024			7,000,000	928,181	224,500		5,847,317		
Design Sum									\$62,079,163	\$12,363,880	\$3,297,804	9%	\$46,417,462		
Design Count							23	31%							
Planning	#57 COLLINS AVE/WASH AVE CAMERAS	Public Safety	Police		1	05-28-2021 b			675,000	-	150,992		524,006		
Planning	#50 41 ST. CORRIDOR CAMERAS	Public Safety	Police		1	06-30-2021 b			235,324	-	17,999		217,324		
Planning	#55 PART 1 STREET LIGHTS	Public Safety	Public Works Department		1	06-30-2021 b			5,000,000	-	10,108		4,989,892		
Planning	#9 MSD PARK LIGHTING	Parks	Parks & Recreation		1	06-30-2021 b			128,000	-	-		128,000		
Planning	#50 ALTON RD. CORRIDOR CAMERAS	Public Safety	Police		1	08-30-2021 b			211,999	-	15,999		195,999		
Planning	#1 72 ST. COMMUNITY COMPLEX	Parks	Capital Improvement Projects		1,2	02-19-2024			10,800,000	445,076	1,583,983		8,770,940		
Planning	#40 PART 1 REVITALIZE 41 STREET	Infrastructure	Capital Improvement Projects		1	05-21-2025			1,397,000	-	158,054		1,238,946		
Planning Sum									\$18,447,323	\$445,076	\$1,937,135	5%	\$16,065,107		
Planning Count							7	9%							
Pending	#29 PART 1 WEST LOTS	Parks	Economic Development		1	(blank)			1,000,000	-	-		1,000,000		
Pending	#5 FLAMINGO YOUTH CENTER FACILITY	Parks	Capital Improvement Projects		1	(blank)			15,400,000	-	-		15,400,000		
Pending	#54 MARINE PATROL FACILITY	Public Safety	Capital Improvement Projects		1	(blank)			2,700,000	-	-		2,700,000		
Pending	#13 NORTH SHORE PATH & FIELDS	Parks	Parks & Recreation		2	(blank)			2,944,000	-	-		2,943,999		
Pending Sum									\$22,044,000	\$0	\$0	0%	\$22,043,999		
Pending Count							4	5%							
									74	100%	\$151,138,969	\$22,521,126	\$36,693,107	100%	\$91,924,674

SECTION IV



YOUR VOICE, IN ACTION!

PROGRAM PROGRESS UPDATE

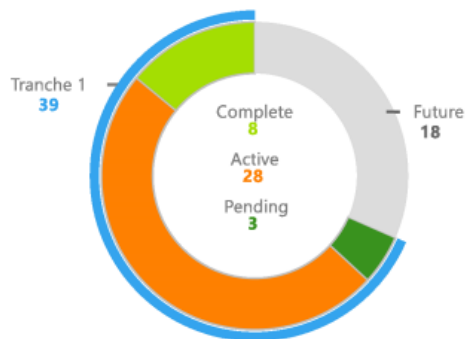
G.O. Bond Oversight Committee

April 29, 2021

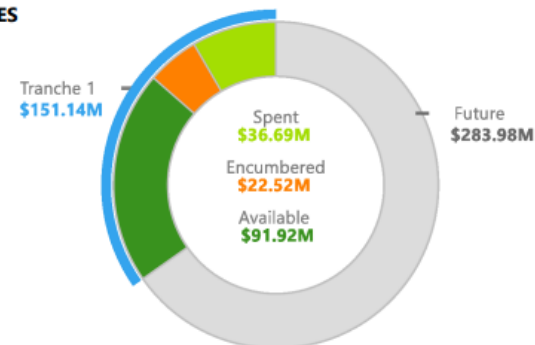


YOUR VOICE, IN ACTION!

PROJECT ACTIVITY



PROJECT EXPENDITURES



PROJECT CATEGORY

		Parks	Infrastructure	Public Safety	All
PROJECT STATUS	Complete	6	1	1	8
	Active	12	7	9	28
	Pending	2	0	1	3
	Future	10	6	2	18
	All	30	14	13	57

PROJECT CATEGORY

		Parks	Infrastructure	Public Safety	Total
PROGRAM FUNDS	Spent	\$18,160,283	\$7,220,505	\$11,312,319	\$36,693,107
	Encumbered	\$11,666,705	\$7,116,387	\$3,738,034	\$22,521,126
	Available	\$56,905,964	\$13,663,091	\$21,355,619	\$91,924,674
	Future	\$81,167,048	\$168,000,017	\$34,809,028	\$283,976,093
	Total	\$167,900,000	\$196,000,000	\$71,215,000	\$435,115,000



YOUR VOICE, IN ACTION!

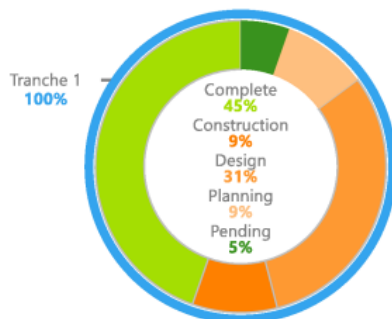
SUMMARY - ALL PROJECTS

	10/17/19	1/23/20	7/16/20	12/17/20	1/21/21	3/25/21	4/29/21	VARIANCE
COMPLETE	1	3	6	6	6	7	8	1
ACTIVE	28	31	29	30	30	29	28	-1
PENDING	9	4	3	3	3	3	3	0
FUTURE	19	19	19	18	18	18	18	0
ALL	57	57	57	57	57	57	57	0

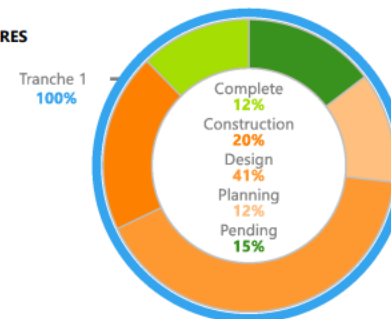


YOUR VOICE, IN ACTION!

TRANCHE 1 SUBPROJECT ACTIVITY



SUBPROJECT EXPENDITURES



SUBPROJECT CATEGORY

SUBPROJECT STATUS	SUBPROJECT CATEGORY			
	Parks	Infrastructure	Public Safety	All
Complete	21	2	10	33
Construction	1	4	2	7
Design	9	7	7	23
Planning	2	1	4	7
Pending	3	0	1	4
All	36	14	24	74

SUBPROJECT CATEGORY

SUBPROJECT FUNDS	SUBPROJECT CATEGORY			
	Parks	Infrastructure	Public Safety	Total
Complete	\$13,919,988	\$1,102,999	\$3,715,997	\$18,738,984
Construction	\$4,500,000	\$14,239,499	\$11,090,000	\$29,829,499
Design	\$38,040,995	\$11,260,495	\$12,777,673	\$62,079,163
Planning	\$10,928,000	\$1,397,000	\$6,122,323	\$18,447,323
Pending	\$19,344,000	\$0	\$2,700,000	\$22,044,000
Total	\$86,732,983	\$27,999,993	\$36,405,993	\$151,138,969



YOUR VOICE, IN ACTION!

SUMMARY SUB-PROJECTS

	10/17/19		1/23/20		7/16/20		10/22/20		1/21/21		3/25/21		4/29/21		VARIANCE
	No.	%	No.	%	No.	%	No.	%	No.	%	No.	%	No.	%	%
ACTIVE/COMPLETE	44	40%	56	49%	66	57%	68	59%	69	59%	69	59%	70	60%	0.3%
CONSTRUCTION	16	15%	13	11%	8	7%	8	7%	11	9%	8	7%	7	6%	-0.9%
PLANNING / DESIGN	23	21%	26	23%	30	26%	31	27%	29	25%	29	25%	30	26%	0.6%
CLOSED / COMPLETE	5	5%	17	15%	28	24%	29	25%	29	25%	32	28%	33	28%	0.6%
REMAINING	65	60%	59	51%	49	43%	48	41%	47	41%	47	41%	47	40%	-0.3%

TOTAL SUB-PROJECTS	109	115	115	116	116	116	117 *
---------------------------	------------	------------	------------	------------	------------	------------	--------------

Notes:

*#9 - Marjorie Stoneman Douglas Park Lighting Subproject Added



YOUR VOICE, IN ACTION!

TOTAL SAVINGS TO DATE

Category	Projects	\$ Budget	\$ Savings	%
Infrastructure	2	1,103,000	-	0%
Parks	21	13,919,989	2,157,460	15%
Public Safety	10	3,715,997	1,066,491	29%
TOTAL	33	18,738,986	3,223,951	17%

SECTION IV
G.O. BOND PROJECT LIST - SAVINGS

Active Phase	Category	Project Name	Tranche Count	\$ Budget	Encumbered	\$ Spent	\$ Available
Closed	Infrastructure	#32 PALM & HIBISCUS LANDSCAPING	1	1,000,000	-	1,000,000	-
Complete	Infrastructure	#40 41 STREET LIGHTING UPGRADES	1	103,000	-	74,036	-
	Infrastructure Sum		2	1,103,000	-	1,000,000	-
Closed	Parks	#17 POLO PARK	1	499,998	-	493,673	6,325
Closed	Parks	#19 SOUNDSCAPE 4K TECHNOLOGY	1	3,799,999	-	3,748,495	51,503
Closed	Parks	#13 NORTH SHORE LIGHTS & PAINT	1	130,300	-	130,210	89
Closed	Parks	#26 COLONY THEATRE ROOF	1	300,000	-	299,650	350
Closed	Parks	#21 STILLWATER PARK	1	144,999	-	142,440	2,559
Closed	Parks	#3 CRESPI PARK	1	210,998	-	184,919	26,079
Closed	Parks	#18 SCOTT RAKOW PAINT	1	130,000	-	116,776	13,224
Closed	Parks	#18 SCOTT RAKOW HVAC	1	150,000	-	137,302	12,697
Closed	Parks	#13 NORTH SHORE ROOF	1	375,000	-	374,722	276
Closed	Parks	#18 SCOTT RAKOW ROOF	1	1,124,000	-	1,271,217	996,782
Closed	Parks	#13 NORTH SHORE CAMERAS	1	205,699	-	60,858	144,841
Closed	Parks	#18 SCOTT RAKOW CAMERAS	1	250,000	-	110,659	139,340
Closed	Parks	#26 MIAMI CITY BALLET ROOF	1	760,000	-	758,824	1,175
Closed	Parks	#18 SCOTT RAKOW WINDOWS	1	700,000	-	194,601	505,396
Closed	Parks	#26 FILMORE ROOF	1	1,920,000	-	1,874,154	45,844
Closed	Parks	#4 FAIRWAY PARK PAVILION	1	50,000	-	35,044	14,955
Closed	Parks	#2 COLLINS PARK	1	640,000	-	557,286	82,713
Closed	Parks	#13 NORTH SHORE GENERATOR	1	524,999	-	503,861	21,138
Closed	Parks	#18 SCOTT RAKOW GENERATOR	1	816,000	-	729,717	86,281
Complete	Parks	#18 SCOTT RAKOW POOL	1	977,998	3,720	965,314	893
Complete	Parks	#4 FAIRWAY PARK FENCE	1	209,999	-	201,965	5,000
	Parks Sum		21	13,919,989	3,720	11,747,687	2,157,460
Closed	Public Safety	#53 PORTABLE BOLLARDS	1	600,000	-	599,915	84
Closed	Public Safety	#52 TATUM PARK LED LIGHTING	1	151,999	-	52,758	99,240
Closed	Public Safety	#52 CRESPI PARK LED LIGHTING	1	86,999	-	41,780	45,218
Closed	Public Safety	#52 STILLWATER PARK LED LIGHTING	1	86,999	-	41,780	45,218
Closed	Public Safety	#47 MA CARTHUR CSWY READERS	1	120,000	-	64,904	55,095
Closed	Public Safety	#52 NORMANDY ISLE PARK LED LIGHTING	1	715,000	-	212,593	502,405
Closed	Public Safety	#47 71 ST. ENTRANCE READERS	1	240,000	-	31,582	208,417
Closed	Public Safety	#47 JULIA TUTTLE CSWY READERS	1	200,000	-	89,185	110,814
Complete	Public Safety	#57 LUMINUS PARK/OCEAN DRIVE CAMERAS	1	815,000	14,869	774,532	-
Complete	Public Safety	#56 BEACHWALK CAMERAS	1	700,000	25,688	666,963	-
	Public Safety Sum		10	3,715,997	40,557	2,575,992	1,066,491
	Total Sum		33	18,738,986	44,277	15,323,679	3,223,951

Note: Red figures are projected project savings from Completed projects.

SECTION VI

G.O. Bond Revised Implementation Plan

FINAL

Proj. No.	Category	Impl. Dept.	Project Name	GO Bond Budget	ORIGINAL Tranche 1 \$151.1M 2019	ORIGINAL Tranche 2 \$101.9M 2022	ORIGINAL Tranche 3 \$97.6M 2025	ORIGINAL Tranche 4 \$84.4M 2028	REVISED Tranche 1 \$151.1 M 2019	REVISED Tranche 2 \$206.0 M 2023	REVISED Tranche 3 \$78.0 M 2027	Notes
1	Parks	CIP	72nd Street Park, Library, and Aquatic Center	53,800,000	10,800,000	43,000,000	-	-	10,800,000	43,000,000	-	No change
2	Parks	Parks	Collins Park	640,000	640,000	-	-	-	640,000	-	-	No change; COMPLETE
3	Parks	Parks	Crespi Park	211,000	211,000	-	-	-	211,000	-	-	No change; COMPLETE
4	Parks	Parks	Fairway Park	260,000	260,000	-	-	-	260,000	-	-	No change; COMPLETE
5	Parks	CIP	PAL Facility, Flamingo Park & Youth Center	30,550,000	15,400,000	-	15,150,000	-	15,400,000	15,150,000	-	Move up T3 funding of \$15.15M to T2; start Flamingo Park Master Plan improvements in T1 with unused appropriation from PAL facility
6	Parks	Parks	Fisher Park	105,000	-	-	-	105,000	-	105,000	-	Move up to T2 from T4
7	Parks	Parks	La Gorce Park	150,000	-	-	150,000	-	-	150,000	-	Move up to T2 from T3
8	Parks	Parks	Lummus Park	4,737,000	4,737,000	-	-	-	4,737,000	-	-	No change
9	Parks	Parks	Marjory Stoneman Douglas Park	682,000	682,000	-	-	-	682,000	-	-	No change
10	Parks	CIP	Maurice Gibb Park	3,300,000	3,300,000	-	-	-	3,300,000	-	-	No change
11	Parks	Parks	Muss Park	250,000	-	-	250,000	-	-	250,000	-	Move up to T2 from T3
12	Parks	CIP	North Beach Oceanside Park Beachwalk	2,000,000	2,000,000	-	-	-	2,000,000	-	-	No change
13	Parks	CIP/Parks	North Shore Park & Youth Center	5,725,000	4,930,000	795,000	-	-	3,540,000	2,185,000	-	Provides \$750K to #30 Skate Park project (previously approved by Commission) and \$640K to #18 Scott Rakow flooring projects ; baseball field conversion of \$3.69M pushed out from T1 to T2 to align with completion of #1 72nd Street Project
14	Parks	Parks	Palm Island Park	231,000	-	231,000	-	-	-	231,000	-	No change
15	Parks	CIP	Bayshore Park (Par 3 / Community Park)	15,700,000	15,700,000	-	-	-	15,700,000	-	-	No change
16	Parks	Parks	Pinetree Park	700,000	-	700,000	-	-	-	700,000	-	No change
17	Parks	Parks	Polo Park	500,000	500,000	-	-	-	500,000	-	-	No change; COMPLETE
18	Parks	Parks	Scott Rakow Youth Center	5,088,000	4,448,000	640,000	-	-	5,088,000	-	-	Move to T1 the \$640,000 T2 amount for basketball flooring, gymnastics flooring, mondo flooring at ice rink, outdoor patio flooring using funding from #13 North Shore Park & Youth Center due to move out of \$3.69M baseball conversion sub-project to T2 to align with completion of #1 72nd Street Project
19	Parks	Parks	Soundscape Park	4,500,000	4,500,000	-	-	-	4,500,000	-	-	No change - Scope & budget change required to remove Restrooms.
20	Parks	Parks	South Pointe Park	480,000	-	-	480,000	-	-	480,000	-	Move to T2 from T3
21	Parks	Parks	Stillwater Park	145,000	145,000	-	-	-	145,000	-	-	No change; COMPLETE

Red Indicates change requested

G.O. Bond Revised Implementation Plan

FINAL

Proj. No.	Category	Impl. Dept.	Project Name	GO Bond Budget	ORIGINAL Tranche 1 \$151.1M 2019	ORIGINAL Tranche 2 \$101.9M 2022	ORIGINAL Tranche 3 \$97.6M 2025	ORIGINAL Tranche 4 \$84.4M 2028	REVISED Tranche 1 \$151.1 M 2019	REVISED Tranche 2 \$206.0 M 2023	REVISED Tranche 3 \$78.0 M 2027	Notes
22	Parks	Parks	Tatum Park	840,000	-	-	-	840,000	-	840,000	-	Move up to T2 from T4
23	Parks	CIP	Baywalk	15,000,000	10,000,000	5,000,000	-	-	10,000,000	5,000,000	-	No change; begin permitting for T2 projects from unused appropriation in T1 for Pedestrian Bridge
24	Parks	CIP	Middle Beach Beachwalk	4,500,000	4,500,000	-	-	-	4,500,000	-	-	No change
25	Parks	Env/CIP	Waterway Restoration	6,000,000	-	1,500,000	4,500,000	-	-	6,000,000	-	Move all funding to T2
26	Parks	Prop Mgmt	Roof Replacement for Cultural Facilities	2,980,000	2,980,000	-	-	-	2,980,000	-	-	No change; COMPLETE
27	Parks	CIP	Log Cabin Reconstruction	1,076,000	-	1,076,000	-	-	-	1,076,000	-	No change
28	Parks	CIP	Art Deco Museum Expansion	2,000,000	-	2,000,000	-	-	-	2,000,000	-	No change
29	Parks	Econ Dev	West Lots Redevelopment	5,000,000	1,000,000	2,000,000	2,000,000	-	1,000,000	4,000,000	-	Move remaining funding of \$4M to T2
30	Parks	Parks	Skate Park Improvements	750,000	-	-	750,000	-	750,000	-	-	Funded in T1 from #13 North Shore Park & Youth Center due to move out of \$3.69M baseball conversion sub-project to T2 to align with completion of #1 72nd Street Project (previously approved by Commission)
31	Infrastructure	CIP	Ocean Drive Improvement Project	20,000,000	-	4,000,000	8,000,000	8,000,000	2,000,000	18,000,000	-	Fund \$2M design in T1 from #39 Seawalls; move up remaining funding of \$18M to T2
32	Infrastructure	CIP	Palm & Hibiscus Neighborhood Enhancements	1,000,000	1,000,000	-	-	-	1,000,000	-	-	No change; COMPLETE
33	Infrastructure	Env	Street Tree Master Plan	5,000,000	2,500,000	2,500,000	-	-	2,500,000	2,500,000	-	No change
34	Infrastructure	PW/CIP	Neighborhood Above Ground Improvements	43,000,000	-	5,000,000	15,000,000	23,000,000	-	23,000,000	20,000,000	Move Indian Creek Parkway (\$2M), South Pointe (\$5M), Normandy Isle (\$8M), and City Center (\$8M) to T2; remainder of \$20M to T3 consistent with Jacob's Engineering stormwater sequencing plan
35	Infrastructure	PW/CIP	Flamingo Park Neighborhood	20,000,000	-	-	8,000,000	12,000,000	-	-	20,000,000	Move all \$20M of funding to T3 based on Jacob's Engineering stormwater sequencing plan
36	Infrastructure	CIP	Washington Ave Corridor	10,000,000	-	2,000,000	6,000,000	2,000,000	1,000,000	9,000,000	-	Fund \$1M design in T1 from #39 Seawalls; move up remaining funding of \$9M to T2
37	Infrastructure	PW	Sidewalk Improvement Program	13,000,000	3,500,000	3,000,000	3,500,000	3,000,000	5,200,000	3,900,000	3,900,000	Add \$1.7M in T1 from #38 Streets and redistribute remaining \$7.8M across T2 and T3 in equal amounts
38	Infrastructure	PW	Street Pavement Program	30,000,000	7,500,000	7,500,000	7,500,000	7,500,000	5,800,000	12,100,000	12,100,000	Provides \$1.7M in T1 to #37 Sidewalks and redistribute remaining \$24.2M across T2 and T3 in equal amounts
39	Infrastructure	CIP/PW	Resilient Seawalls and Living Shorelines	10,000,000	8,000,000	2,000,000	-	-	5,000,000	5,000,000	-	Move \$2M to #31 Ocean Drive for design and \$1M to #36 Washington Ave in T1
40	Infrastructure	CIP	41st Street Corridor	15,000,000	1,500,000	1,500,000	6,000,000	6,000,000	1,500,000	13,500,000	-	Move up all \$13.5M of remaining funding to T2
41	Infrastructure	PW/CIP	La Gorce Neighborhood Improvements	14,000,000	-	2,000,000	3,000,000	9,000,000	-	-	14,000,000	Move all \$14M to T3 based on Jacob's Engineering stormwater sequencing plan

Red Indicates change requested

G.O. Bond Revised Implementation Plan

FINAL

Proj. No.	Category	Impl. Dept.	Project Name	GO Bond Budget	ORIGINAL	ORIGINAL	ORIGINAL	ORIGINAL	REVISED	REVISED	REVISED	Notes
					Tranche 1 \$151.1M 2019	Tranche 2 \$101.9M 2022	Tranche 3 \$97.6M 2025	Tranche 4 \$84.4M 2028	Tranche 1 \$151.1 M 2019	Tranche 2 \$206.0 M 2023	Tranche 3 \$78.0 M 2027	
42	Infrastructure	Transp	Neighborhood Traffic Calming & Pedestrian-Friendly Streets	2,000,000	1,500,000	500,000	-	-	1,500,000	500,000	-	No change
43	Infrastructure	Transp/CIP	Protected Bicycle Lanes and Shared Bike/Pedestrian Paths	5,000,000	2,500,000	1,200,000	1,300,000	-	2,500,000	2,500,000	-	Move up remaining funding of \$2.5M to T2
44	Infrastructure	PW/CIP	North Shore Neighborhood Improvements	8,000,000	-	-	8,000,000	-	-	-	8,000,000	No change consistent with Jacob's Engineering stormwater sequencing plan
45	Public Safety	CIP/Fire	Replace Fire Station #1	10,000,000	7,000,000	3,000,000	-	-	4,000,000	6,000,000	-	Move \$2M for design of #51 FS#3 and move \$1M for design of #46 Ocean Rescue NB Facility
46	Public Safety	CIP/Fire/Parks	Ocean Rescue North Beach Facility	5,000,000	-	-	-	5,000,000	1,000,000	4,000,000	-	Move up \$1M of design into T1 and move remaining funding to T2; Use unused appropriation from #45 FS#1; pending confirmation from the County
47	Public Safety	Police	License Plate Readers	1,950,000	1,950,000	-	-	-	1,950,000	-	-	No change
48	Public Safety	Prop Mgmt/Police	Police Headquarters Renovations	10,000,000	4,000,000	-	6,000,000	-	5,500,000	4,500,000	-	Advance \$1.5M of T2 spending into T1 from unused appropriation in #55 Part 1 Street Lights; Move remaining funding to T2 from T3
49	Public Safety	Fire/Police	Public Safety Radio System	10,000,000	10,000,000	-	-	-	10,000,000	-	-	No change
50	Public Safety	Police	Security Cameras in Business Districts	825,000	825,000	-	-	-	825,000	-	-	No change
51	Public Safety	CIP/Fire	Replace Fire Station #3	10,000,000	-	-	2,000,000	8,000,000	-	10,000,000	-	Move all funding from T3 & T4 into T2
52	Public Safety	Parks	LED Lighting in Parks	4,500,000	1,041,000	3,459,000	-	-	3,741,000	759,000	-	Move up sub-project Flamingo Park lighting of \$2.7M into T1 from T2; Use \$2M of unused appropriation from FS#1 and \$700K of unused appropriation from #54 Marine Patrol Facility
53	Public Safety	PW/CIP	Security for Public Spaces	4,350,000	2,000,000	2,350,000	-	-	2,000,000	2,350,000	-	No change
54	Public Safety	CIP/Fire	Marine Patrol Fire/Police Facility	2,700,000	2,700,000	-	-	-	2,000,000	700,000	-	Move \$700K of unused appropriation in T1 to #52 LED Lighting in Parks to advance the sub-project for Flamingo Park Lighting
55	Public Safety	PW	Street Lighting Improvements	10,000,000	5,000,000	5,000,000	-	-	3,500,000	6,500,000	-	Move \$1.5M to #48 Part 1 Police HQ
56	Public Safety	Police	Security Cameras on Beach Walk	400,000	400,000	-	-	-	400,000	-	-	No change
57	Public Safety	Police	Security Cameras in Entertainment District	1,490,000	1,490,000	-	-	-	1,490,000	-	-	No change
TOTAL				435,115,000	151,139,000	101,951,000	97,580,000	84,445,000	151,139,000	205,976,000	78,000,000	

Red Indicates change requested

#1 72 ST. COMMUNITY COMPLEX

SECTION VIII

Project Details

Scope

Build a new community facility at 72 Street between Collins Avenue and Harding Avenue with an Olympic-sized roof-top swimming competition pool, a warm-up pool, a library/media center, a community room, an activated liner, a fitness gym with running track, green space and a multi-level parking garage. NOTE: The total G.O. Bond budget for this project is \$53 million. The first issuance of \$10.8 million is to be spent in Tranche 1 and the remaining \$43 million is to be spent in Tranche 2.

Phase

Planning

Contact

Department: Capital Improvement Projects

Name: Kevin Pulido

Email: <mailto:kevinpulido@miamibeachfl.gov>

Phone: (786) 568-6057

G.O. Bond Funding

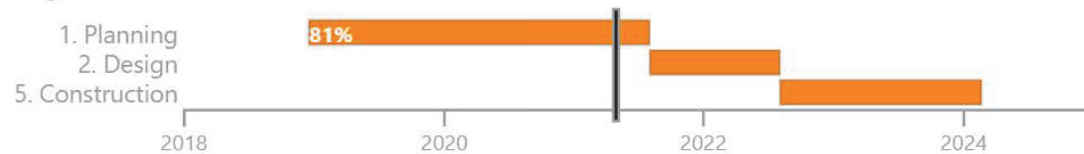
Budget: \$10,800,000

Encumbered: \$445,076

Spent: \$1,583,983

Spent %: 15%

Project Timeline

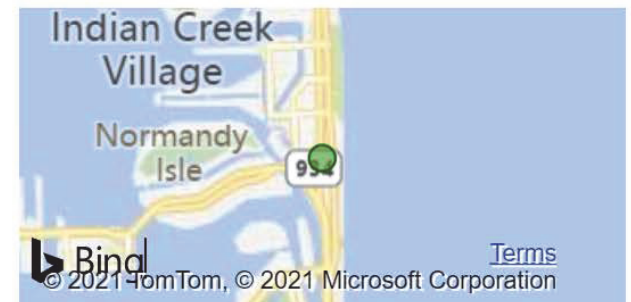


Start Date	Original End Date	Actual End Date
12/17/2018	12/03/2023	02/19/2024

Update

On March 17, 2021, Commission approved negotiations with the top ranked Design/Build firm. Design-Builder is reviewing feedback from the 1st negotiation meeting that took place on April 12, 2021, and will provide the City with a timeline for the submittal of a revised proposal. Since all bids were over budget, a referral to the Finance Committee was made to discuss additional sources of funding. FPL advised that transmission line relocations are postponed to late April/May 2021.

- This project has additional sources of funding
- For additional project details refer to the **PROGRESS REPORT** on this website



#45 FIRE STATION #1

Project Details

Scope

Replace the deteriorated Fire Station #1 facility with a new and larger building in a location that expands emergency coverage in South Beach. NOTE: The total G.O. Bond budget for this project is \$10 million. The first issuance of \$7 million is to be spent in Tranche 1 and the remaining \$3 million is to be spent in Tranche 2.

Phase

Design

Contact

Department: Capital Improvement Projects

Name: Lauren Firtel

Email: <mailto:laurenfirtel@miamibeachfl.gov>

Phone: (305) 986-6403

G.O. Bond Funding

Budget: \$7,000,000

Encumbered: \$928,181

Spent: \$224,500

Spent %: 3%

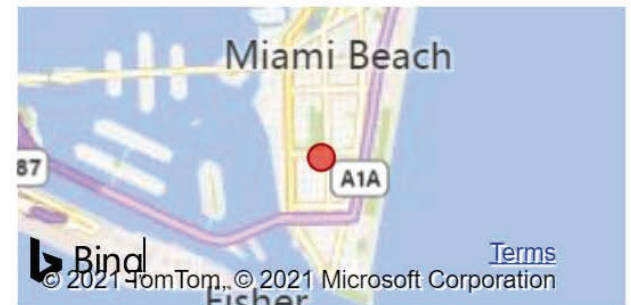
Project Timeline



Start Date	Original End Date	Actual End Date
11/06/2018	03/30/2023	06/27/2024

Update

This project will be developed at 833 6th St. 30% design documents were provided to the Construction Manager at Risk Firm for pricing on March 17, 2021, and the cost estimate is expected in early May. A design presentation to the G.O. Oversight Committee and to the community is planned for the Summer. The submittal to the Historic Preservation Board will follow.



- For additional project details refer to the **PROGRESS REPORT** on this website

#15 PAR 3 / BAYSHORE PARK

Project Details

Scope

Develop a brand new 19+ acre park space with environmental remediation and resiliency components; construct an outdoor amphitheater, walking trail with lake overlooks, tennis courts and restroom facility, a pavilion shade structure, dog park, vita course, playground, and butterfly garden.

Phase

Design

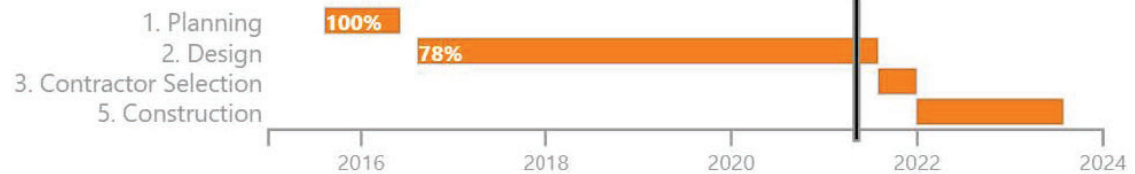
G.O. Bond Funding

Budget: \$15,699,999
Encumbered: \$42,547
Spent: \$672,090
Spent %: 4%

Contact

Department: Capital Improvement Projects
Name: Vanessa Vazquez
Email: <mailto:VanessaVazquez@miamibeachfl.gov>
Phone: (786) 599-6543

Project Timeline




Start Date	Original End Date	Actual End Date
08/12/2015	07/28/2021	07/27/2023

Update

Permitting is currently underway. DERM provided comments on December 4, 2020 requiring the installation of additional monitoring wells & water sampling. Documentation submitted to DERM on February 2, 2021 and on April 16 staff received additional comments. Consultant submitted a cost estimate that exceeds the project budget and has been directed to make adjustments and value engineering to bring the project within budget.

- This project has additional sources of funding
- For additional project details refer to the **PROGRESS REPORT** on this website



#24 MIDDLE BEACH BEACHWALK PH3

Project Details

Scope

Replace the current wooden boardwalk structure that exists between 23 Street and 45 Street with an on-grade pedestrian pathway that connects Mid Beach with South Beach and North Beach Beachwalk portions - providing one seamless oceanside pathway that stretches from 1st Street to 87th Street.

Phase

Construction

Contact

Department: Capital Improvement Projects

Name: Vanessa Vazquez

Email: <mailto:VanessaVazquez@miamibeachfl.gov>

Phone: (786) 599-6543

G.O. Bond Funding

Budget: \$4,500,000

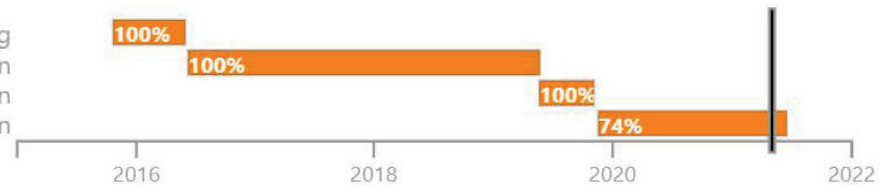
Encumbered: \$1,396,999

Spent: \$2,749,463

Spent %: 61%

Project Timeline

- 1. Planning
- 2. Design
- 3. Contractor Selection
- 5. Construction

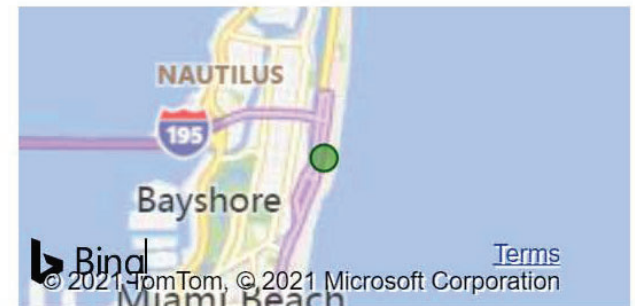


Start Date	Original End Date	Actual End Date
10/22/2015	02/13/2021	06/16/2021

Update

Project is on track for completion by June 2021. The section between 24th and 29th is now open to the public. The middle and northern segments will open at the end of April. Shower & wall foundation, electrical, water & drainage underground work, concrete curbs & lime rock base continues at street ends. Concrete paver street end circle has commenced at northern segment.

- This project has additional sources of funding
- For additional project details refer to the **PROGRESS REPORT** on this website



#8 LUMMUS PARK

Project Details

Scope

Landscaping, sod, irrigation, restrooms, upgrade of pathways, new way finding signage and tree planting.

Phase

Design

Contact

Department: Capital Improvement Projects

Name: Lauren Firtel

Email: <mailto:laurenfirtel@miamibeachfl.gov>

Phone: (305) 986-6403

G.O. Bond Funding

Budget: \$4,736,999

Encumbered: \$784,968

Spent: \$10,800

Spent %: 0%

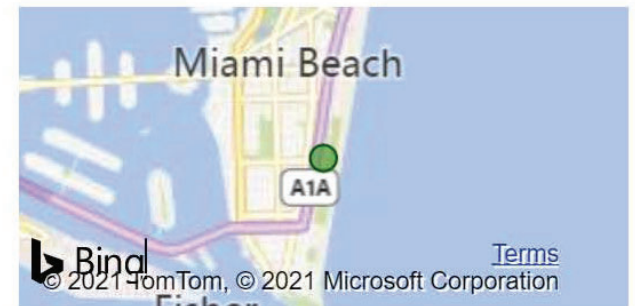
Project Timeline



Start Date	Original End Date	Actual End Date
02/01/2020	12/30/2022	12/30/2022

Update

Surveying work is being finalized. Consultant is currently working on a conceptual plan for locating additional play spaces within the park. Meetings with internal stakeholders are being coordinated.



- For additional project details refer to the **PROGRESS REPORT** on this website